	RELIANT HOLDINGS LTD AND ITS AFFILIATES Safety Management System		Doc No:	SOP-57
			Initial Issue Date:	1-20-2017
WELDING, CUTTING, HOTWORK PROGRAM			Revision Date:	Initial Version
			Revision No.:	0
			Next Revision Date:	1-28-2017
Preparation: Safety Mgr	Authority: President	Issuing Dept: Safety	Page:	Page 1 of 11

Purpose

The purpose of this program is to assure a safe work environment during welding, cutting, and hot work operations.

Scope

This program is applicable to all employees directly involved or assisting in the welding, cutting and hot work operations. When work is performed on a no owned or operated site, the operator's program shall take precedence, however, this document covers RELIANT HOLDINGS LTD AND ITS AFFILIATES employees and contractors and shall be used on owned premises, or when an operator's program doesn't exist or is less stringent. Operators of equipment should report any equipment defect or safety hazards and discontinue use of equipment until its safety has been assured. Repairs shall be made only by qualified personnel.

If fire hazards cannot be taken to a safe place or guards cannot be used to confine heat, sparks, slag and protect the immovable fire hazards, the welding and cutting shall not be performed.

Definitions

Welding/Hot Work Procedures - any activity which results in sparks, fire, molten slag, or hot material which has the potential to cause fires or explosions.

Examples of Hot Work - Cutting, Brazing, Soldering, Thawing Pipes, Grinding, using an electric tool in a hazardous area and Welding.

Special Hazard Occupancies - any area containing Flammable Liquids, Dust Accumulation, Gases, Plastics, Rubber and Paper Products.

Hazards - includes, but not limited to the following; fires and explosions, skin burns, welding "blindness", and respiratory hazards from fumes and smoke.

Key Responsibilities

Managers and Supervisors

- Determine if its property is safe for welding and cutting operations.
- Establish safe areas for welding and cutting operations.
- Provide training for all employees whose task includes heat, spark or flame producing operations such as welding, brazing, or grinding.



RELIANT HOLDINGS LTD AND ITS AFFILIATES
Safety Management System

Doc No: SOP-57

Initial Issue Date: 1-20-2017

Revision Date: Initial Version

Revision No. 0

Next Revision Date: 1-28-2017

WELDING, CUTTING, HOTWORK PROGRAM

Preparation: Safety Mgr

Authority: President

Issuing Dept: Safety

Page:

Page 2 of 11

- Develop and monitor effective hot work procedures.
- Provide safe equipment for hot work.
- Provide proper and effective PPE for all hot work.
- Monitor all hot work operations.
- Ensure all hot work equipment and PPE are in safe working order.
- Allow only trained and authorized employees to conduct hot work and conduct inspections of the hot work area before operations begin.
- Ensure permits are used for all hot work outside authorized areas.

Employees

- Follow all hot work procedures.
- Properly use appropriate hot work PPE.
- Inspect all hot work equipment before use.
- Report any equipment problems or unsafe conditions.

Procedure

General

A hot work permit must be completed before performing hot work. Precautions that are to be taken shall be in the form of a written permit. Before cutting or welding is permitted the area shall be inspected and a written permit shall be used to authorize welding and cutting operations.


Where practicable all combustibles shall be relocated at least 35 feet from the work site. Where relocation is impractical, combustibles shall be protected with flameproof covers, shielded with metal, guards, curtains, or wet down the material to help prevent ignition of material.

Ducts, conveyor systems, and augers that might carry sparks to distant combustibles shall be protected or shut down.

Where cutting or welding is done near walls, partitions, ceilings, or openings in the floor (grating, manholes, etc.), fire-resistant shields or guards shall be provided to prevent ignition.

If welding is to be done on a metal wall, partition, ceiling, or solid decking/flooring, precautions shall be taken to prevent ignition of combustibles on the other side, due to conduction or radiation of heat. Where combustibles cannot be relocated on the opposite side of the work, a fire watch person shall be provided on the opposite side of the work.

Welding shall not be attempted on a metal partition, wall, and ceiling or decking/flooring constructed of combustible sandwich panels.

	RELIANT HOLDINGS LTD AND ITS AFFILIATES Safety Management System			Doc No:	SOP-57
				Initial Issue Date:	1-20-2017
				Revision Date:	Initial Version
				Revision No.:	0
WELDING, CUTTING, HOTWORK PROGRAM				Next Revision Date:	1-28-2017
				Preparation: Safety Mgr	Authority: President

Cutting or welding on pipes or other metal in contact with combustible walls, partitions, floors, ceilings, or roofs shall not be undertaken if the work is close enough to cause ignition by combustion.

Cutting or welding shall not be permitted in the following situations:

- In areas not authorized by management.
- In sprinkled buildings while such protection is impaired.
- In the presence of potentially explosive atmospheres, e.g. flammables.
- In areas near the storage of large quantities of exposed, readily ignitable materials.
- In areas where there is dust accumulation of greater than 1/16 inch within 35 feet of the area where welding/hot work will be conducted.
- All dust accumulation shall be cleaned up before welding or hot work is permitted.

Whenever welding or cutting is performed in locations where other than a minor fire might develop or any of the conditions mentioned above cannot be met, a fire watch shall be provided.

- The fire watch shall be provided during and for a minimum of 1/2 hour past the completion of the welding project.
- The fire watch shall be trained in the use of fire extinguishers and the facility's alarm system.
- During this time the fire watch will have appropriate fire extinguishers readily available.
- Suitable extinguishers shall be provided and maintained ready for instant use.
- A hot-work permit will be issued on all welding or cutting outside of the designated welding area.


Fire Prevention Measures

A designated welding area shall be established to meet the following requirements:

- Floors swept and cleaned of combustibles within 35 feet of work area.
- Flammable and combustible liquids and material will be kept 35 feet from work area.
- Adequate ventilation providing 20 air changes per hour.
- At least one 10 pound dry chemical fire extinguisher shall be within access of 35 feet of the work area.
- Protective dividers such as welding curtains or noncombustible walls will be provided to contain sparks and slag to the combustible free area.

Requirements for welding conducted outside the designated welding area:

- Portable welding curtains or shields must be used to protect other workers in the welding area.
- A hot-work permit must be completed and complied with prior to initiating welding operations.
- Respiratory protection is mandatory unless an adequate monitored airflow away from the welder and others present can be established and maintained.

	RELIANT HOLDINGS LTD AND ITS AFFILIATES Safety Management System		Doc No:	SOP-57
			Initial Issue Date:	1-20-2017
WELDING, CUTTING, HOTWORK PROGRAM			Revision Date:	Initial Version
			Revision No.:	0
			Next Revision Date:	1-28-2017
Preparation: Safety Mgr	Authority: President	Issuing Dept: Safety	Page:	Page 4 of 11

- Plastic materials must be covered with welding tarps during welding procedures. ☐ Fire Watch must be provided for all hot-work operations.

After welding operations are completed, the welder shall mark the hot metal or provide some other means of warning other workers.

Confined Space

- A space that is large enough and so configured that an employee can bodily enter and perform assigned work;
- Has limited or restricted means for entry or exit (for example, tanks, vessels, coolers, storage bins, hoppers, vaults, and pits are spaces that may have limited means of entry); and ☐ is not designed for continuous occupancy.

Refer to RELIANT HOLDINGS LTD AND ITS AFFILIATES's Confined Space Program before commencing any welding, cutting, and/or brazing operations in an area meeting the requirements of a confined space.

Ventilation is a prerequisite to work in confined spaces.


When welding or cutting is being performed in any confined spaces, the gas cylinders and welding machines shall be left on the outside. Before operations are started, heavy portable equipment mounted on wheels shall be securely blocked to prevent accidental movement.

When a welder must enter a confined space through a manhole or other small opening, means shall be provided for quickly removing him in case of an emergency.

- When safety belts and lifelines are used for this purpose, they shall be so attached to the welder's body that it cannot be jammed in a small exit opening.
- An attendant with a preplanned rescue procedure shall be stationed outside to observe the welder at all times and be capable of putting rescue operations into effect.

When arc welding is to be suspended for any substantial period of time, such as during lunch or overnight, all electrodes shall be removed from the holders and the holders carefully located so that accidental contact cannot occur and the machine shall be disconnected from the power source.

In order to eliminate the possibility of gas escaping through leaks of improperly closed valves, when gas welding or cutting, the torch valves shall be closed and the fuel-gas and oxygen supply to the torch positively shut off at some point outside the confined area whenever the torch is not to be used for a substantial period of time, such as during lunch hour or overnight. If practical, the torch and hose shall also be removed from the confined space.

	RELIANT HOLDINGS LTD AND ITS AFFILIATES Safety Management System		Doc No:	SOP-57
			Initial Issue Date:	1-20-2017
WELDING, CUTTING, HOTWORK PROGRAM			Revision Date:	Initial Version
			Revision No.:	0
			Next Revision Date:	1-28-2017
Preparation: Safety Mgr	Authority: President	Issuing Dept: Safety	Page:	Page 5 of 11

When welding must be performed in a space entirely screened on all sides, the screens shall be so arranged that no serious restriction of ventilation exists. It is desirable to have the screens so mounted that they are about 2 feet (0.61 m) above the floor unless the work is performed at so low a level that the screen must be extended nearer to the floor to protect nearby workers from the glare of welding.

A fixed enclosure shall have a top and not less than two sides which surround the welding or cutting operations, and a rate of airflow sufficient to maintain a velocity away from the welder of not less than 100 linear feet (30 m) per minute.

All welding and cutting operations carried on in confined spaces shall be adequately ventilated to prevent the accumulation of toxic materials or possible oxygen deficiency. This applies not only to the welder, but also to helpers and other personnel in the immediate vicinity. All air withdrawn will be replaced with air that is clean.

In circumstances for which it is impossible to provide such ventilation, airline respirators or hose masks approved for this purpose by the National Institute for Occupational Safety and Health (NIOSH) will be provided. In areas immediately hazardous to life, a full-face piece, positive pressure, self-contained breathing apparatus or a combination full-face piece, positive pressure supplied-air respirator with an auxiliary, self-contained air supply approved by NIOSH must be used.

Where welding operations are carried on in confined spaces and where welders and helpers are provided with hose masks, hose masks with blowers or self-contained breathing equipment, a worker shall be stationed on the outside of such confined spaces to ensure the safety of those working within.

Fumes, Gases and Dust

Fumes produced by some welding processes can be toxic and may require source extraction. An assessment of the work to be performed must be completed before each job is undertaken. Fumes generally contain particles from the material being welded. Welding fumes can have an acute effect on the respiratory system.


Any welding, cutting or burning of lead base metals, zinc, cadmium, mercury, fluorides, beryllium or exotic metals or paints not listed here that could produce dangerous fumes shall have proper ventilation or respiratory protection. This includes inert-gas metal-arc welding or oxygen cutting of stainless steel.

Welders and helpers will refer to RELIANT HOLDINGS LTD AND ITS AFFILIATES's Respiratory Protection Program to determine the appropriate respiratory protection to be used during welding operations.

All welding and cutting operations shall be adequately ventilated to prevent the accumulation of toxic materials. This applies not only to the welder, but also to helpers and other personnel in the immediate vicinity.

Personal Protection

Helmets and hand shields shall be made of a material, which is an insulator for heat and electricity. Helmets, shields, and goggles shall not be readily flammable and shall be capable of withstanding sterilization.

	RELIANT HOLDINGS LTD AND ITS AFFILIATES Safety Management System		Doc No:	SOP-57
			Initial Issue Date:	1-20-2017
WELDING, CUTTING, HOTWORK PROGRAM			Revision Date:	Initial Version
			Revision No.:	0
			Next Revision Date:	1-28-2017
Preparation: Safety Mgr	Authority: President	Issuing Dept: Safety	Page:	Page 6 of 11

Helmets and hand shields shall be arranged to protect the face, neck and ears from direct radiant energy from the arc.

Helmets shall be provided with filter plates and cover plates designed for easy removal.

All parts shall be constructed of a material, which will not readily corrode or discolor the skin.


Goggles shall be ventilated to prevent fogging of the lenses as much as practicable.

All glass for lenses shall be tempered, substantially free from scratches, air bubbles, waves and other flaws. Except when a lens is ground to provide proper optical vision correction, the front and rear surfaces of lenses and windows shall be smooth and parallel.

Lenses shall bear some permanent distinctive marking which may readily identify the source and shade.

The following is a guide for the selection of the proper shade numbers. These recommendations may be varied to suit the individual's needs.

Welding Operation	Shade Number	
Shielded metal — arc welding 1/16, 3/32, 1/8-5/32 inch electrodes	10	
Gas-shielded arc welding (nonferrous) 1/16, 3/32, 5/32 inch electrodes	11	
Gas-shielded arc welding (ferrous) 1/16, 3/32, 1/8, 5/32 electrodes	12	
Shielded metal arc welding: 3/16	7/32, 1/4 inch electrodes	12
	5/16, 3/8-inch electrodes	14
Atomic hydrogen welding	10 – 14	
Carbon arc welding	14	
Soldering	2	
Torch brazing	3 or 4	
Light cutting, hp to 1 inch	3 or 4	
Medium cutting, 1 inch to 6 inches	4 or 5	
Heavy cutting, 6 inches or over	5 or 6	
Gas welding (light) up to 1/8 inch	4 or 5	
Gas welding (medium) 1/8 - 1/2 inch	5 or 6	
Gas welding (heavy) 1/2 inch or over	6 or 8	

	RELIANT HOLDINGS LTD AND ITS AFFILIATES Safety Management System		Doc No:	SOP-57
			Initial Issue Date:	1-20-2017
WELDING, CUTTING, HOTWORK PROGRAM			Revision Date:	Initial Version
			Revision No.:	0
			Next Revision Date:	1-28-2017
Preparation: Safety Mgr	Authority: President	Issuing Dept: Safety	Page:	Page 7 of 11

NOTE:

In gas welding or oxygen cutting where the torch produces a high yellow light, it is desirable to use a filter or lens that absorbs the yellow or sodium line in the visible light of the operation. All filter lenses and plates shall meet the test for transmission of radiant energy prescribed in ANSI Z87.1 — 1968 — American National Standard Practice for Occupational and Educational Eye and face Protection. Where the work permits the welder to be enclosed in an individual booth painted with a finish of low reflectivity such as zinc oxide (an important factor for absorbing ultraviolet radiation) and lamp black, or shall be enclosed with noncombustible screens similarly painted. Booths and screens shall permit circulation of air at floor level. Workers or other persons adjacent to the welding areas shall be protected from the rays by noncombustible or flameproof screens or shields or shall be required to wear appropriate goggles.

Adequate hand protection and clothing must be used to protect the body from welding hazards.

Cleaning Compounds

In the use of cleaning materials, because of their possible toxicity or flammability, appropriate precautions such as manufacturer instructions shall be followed.

- Degreasing and other cleaning operations involving chlorinated hydrocarbons shall be so located that no vapors from these operations will reach or be drawn into the atmosphere surrounding any welding operation.
- In addition, trichloroethylene and perchloroethylene shall be kept out of atmospheres penetrated by the ultraviolet radiation of gas-shielded welding operations.

Oxygen cutting, using a chemical flux, iron powder or gas shielded arc cutting for stainless steel shall be performed using mechanical ventilation adequate to remove the fumes generated.


Cylinders

Compressed gas cylinders shall be DOT-approved and legibly marked near the shoulder of the cylinder for the purpose of identifying the gas content with either the chemical or trade name of the gas.

- All compressed gas cylinder connections must comply with ANSI B57. 1-1965 Standards.
- Compressed gas cylinders shall be secured in an upright position at all times except, if necessary, for short periods of time while cylinders are actually being hoisted or carried.

All cylinders shall be kept away from sources of heat and from radiators and piping systems that may be used for grounding purposes. Cylinders and cylinder valves including couplings and regulators shall be kept free from oily or greasy substances and must not be handled with gloves or rags in the same condition.

Stored oxygen cylinders shall be kept at least 20 feet from the fuel gas cylinders or combustible materials, especially oil or grease, or separated by a non-combustible barrier at least 5 feet high with a fire rating of at least one-half

	RELIANT HOLDINGS LTD AND ITS AFFILIATES Safety Management System		Doc No:	SOP-57
			Initial Issue Date:	1-20-2017
WELDING, CUTTING, HOTWORK PROGRAM			Revision Date:	Initial Version
			Revision No.:	0
			Next Revision Date:	1-28-2017
Preparation: Safety Mgr	Authority: President	Issuing Dept: Safety	Page:	Page 8 of 11

hour. All empty cylinders shall have closed valves. Valve protection caps shall always be in place and hand-tight except when cylinders are in use or connected for use.

Cylinders shall not be kept in unventilated enclosures such as lockers and cupboards.

Fuel gas cylinders stored inside buildings shall be limited to a total capacity of 2000 cubic feet (300 pounds) of liquefied petroleum gas, except for those in actual use or attached ready for use.

All acetylene cylinders shall be stored valve-end up.

Assigned storage spaces shall be located where cylinders cannot be knocked over or damaged by falling objects or subject to tampering by unauthorized persons.

- Back flow protection shall be provided by an approved device that will prevent oxygen from flowing into the fuel-gas system or fuel from flowing into the oxygen system.
- An approved device that will prevent flame from passing into the fuel-gas system shall provide flashback protection.
- An approved pressure-relief device set at the appropriate pressure shall provide backpressure protection.

Special care must be taken when transporting gas cylinders:


- Cylinders must be secured with valve cap installed.
- Cylinders shall not be lifted by the valve protection caps, the regulators must be removed and cylinders shall not be dropped or permitted to strike each other.
- Removed regulators must be carried in the cab of the vehicle.
- Cylinders shall not be tampered with nor should any attempt be made to repair them.
- They shall be handled carefully - rough handling, knocks, or falls are liable to damage the cylinder, valve or safety device and cause leakage.

Safety devices shall not be tampered with.

Arc Welding and Cutting

All personnel operating, installing, and maintaining welding equipment shall be qualified or trained to operate and maintain such equipment.

- All workmen assigned to operate or maintain equipment shall be familiar with and electrical welding equipment shall be chosen for safe operation and comply with applicable Requirements for Electric Arc Welding Standards to include: 29 CFR 1910.254, 29 CFR 1910.252 (a)(b) (c) and if gas shielded arc welding is done the must be familiar with the American Welding Society Standard A6-1-1966.

	RELIANT HOLDINGS LTD AND ITS AFFILIATES Safety Management System		Doc No:	SOP-57
			Initial Issue Date:	1-20-2017
WELDING, CUTTING, HOTWORK PROGRAM			Revision Date:	Initial Version
			Revision No.:	0
			Next Revision Date:	1-28-2017
Preparation: Safety Mgr	Authority: President	Issuing Dept: Safety	Page:	Page 9 of 11

- Arc welding equipment must be designed to meet conditions such as exposure to corrosive fumes, excessive humidity, excessive oil vapor, flammable gasses, abnormal vibration or shock, excessive dust and seacoast or shipboard conditions.
 - It shall be operated at recommended voltage in accordance to the manufacturer recommendations. ○ All leads shall be periodically inspected and replaced if insulation is broken or splices are unprotected.
 - Leads shall not be repaired with electrical tape.
- All ground connections shall be checked to determine that they are mechanically strong and electrically adequate for the required current.

A disconnecting switch or controller shall be provided at or near each welding machine along with over current protection.

All direct current machines shall be connected with the same polarity and all alternating current machines connected to the same phase of the supply circuit and with the same polarity.

- To prevent electrical contact with personnel, all electrode holders shall be placed where they do not make contact with persons, conducting objects or the fuel of compressed gas tanks.
- All cables with splices within 10 feet of the holder shall not be used.

If the object to be welded or cut cannot readily be moved, all moveable fire hazards should be removed.

If an object to be welded or cut cannot be moved and if all the fire hazards cannot be removed, then guards shall be used to confine the heat sparks and slag and to protect the immovable fire hazards.

Resistance Welding


All personnel operating, installing, and maintaining welding equipment shall be qualified or trained to operate and maintain such equipment.

- Voltage, interlocks, guarding, grounding and shields shall be in accordance with manufacturer recommendations.
- Precautions such as flash guarding, ventilation and shields shall be provided to control flashes, toxic elements and metal fumes.

If the object to be welded or cut cannot readily be moved, all moveable fire hazards should be removed.

Transmission Pipeline

When arc welding is performed in wet conditions, or under conditions of high humidity, special protection against electric shock shall be supplied.

	RELIANT HOLDINGS LTD AND ITS AFFILIATES Safety Management System		Doc No:	SOP-57
			Initial Issue Date:	1-20-2017
WELDING, CUTTING, HOTWORK PROGRAM			Revision Date:	Initial Version
			Revision No.:	0
			Next Revision Date:	1-28-2017
Preparation: Safety Mgr	Authority: President	Issuing Dept: Safety	Page:	Page 10 of 11

Pressure testing:

- In pressure testing of pipelines, the workers and the public shall be protected against injury by the blowing out of closures or other pressure restraining devices.
- Protection shall be provided against expulsion of loose dirt that may have become trapped in the pipe.

The welded construction of transmission pipelines shall be conducted in accordance with the Standard for Welding Pipelines and Related Facilities, API Std. 1104-1998.

Oxygen Fuel Gas Welding and Cutting:

Only approved apparatuses such as torches, regulators or pressure-reducing valves, setting generators and manifolds shall be used:

- Mixtures of fuel gases and air or oxygen may be explosive and must be guarded against.
- All hoses and hose connections shall comply with the Compressed Gas Association and Rubber Manufacturers' Associations' applicable standards.
- Workers in charge of the oxygen or fuel-gas supply equipment, including generators, shall be instructed and judged competent by the RELIANT HOLDINGS LTD AND ITS AFFILIATES before being left in charge.


If the object to be welded or cut cannot readily be moved, all moveable fire hazards should be removed.

Fire Watch Requirements

A fire watch shall be under these conditions as a minimum and when welding, cutting, brazing and/or soldering is performed near combustible materials and/or locations where fire may develop:

- Locations where other than a minor fire might develop.
- Combustible materials are closer than 35 feet to the point of operation.
- Combustibles that are 35 feet or more away but are easily ignited.
- Wall or floor openings within a 35 feet radius of exposed combustible materials.
- Combustible materials are adjacent to the opposite side of metal partitions, ceilings or roofs.

Fire watch personnel shall be maintained at least a half an hour after welding or cutting operations have been completed and fire watchers shall have fire extinguishers readily available.

	RELIANT HOLDINGS LTD AND ITS AFFILIATES Safety Management System		Doc No:	HOTWORK
			Initial Issue Date	1-20-2017
			Revision Date:	Initial Version
WELDING, CUTTING, HOTWORK PROGRAM			Revision No.	0
			Next Revision Date:	1-28-2017
Preparation: Safety Mgr	Authority: President	Issuing Dept: Safety	Page:	Page 10 of 10

First Aid Equipment

First aid equipment shall be available at all times. All injuries shall be reported as soon as possible for medical attention. First aid shall be rendered until medical attention can be provided.

Training

Training shall include:

- Position Responsibilities
- Cutters, welders and their supervisors must be suitably trained in the safe operations of their equipment and the safe use of the process.
- Fire Watch Responsibilities - specifically, the fire watch must know:
 - That their ONLY duty is Fire Watch. ○ When they can terminate the watch. ○ How to use the provided fire extinguisher(s). ○ Be familiar with facilities and how to activate fire alarm, if fire is beyond the incipient stage.
 - Operator Responsibilities ○ Contractor Responsibilities ○ Documentation requirements ○ Respirator Usage requirements ○ Fire Extinguisher training.